

## Job Gains in Health, Retail Trade

2010-11 Edition

# Industrial Outlook

*The Canadian Occupational Projection System (COPS) is a national federal/provincial forecasting system. This document represents what the authors view as a realistic scenario for Nova Scotia. Other scenarios may differ.*

The Nova Scotia labour market is expected to generate 8,500 additional jobs over the next five years. This represents an increase in employment of 1.9% over the forecast period, which is a slight deterioration from last year's employment outlook of 2.1%.

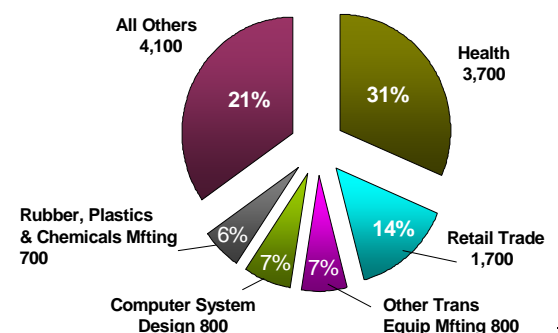
The modest downscaling of the forecast this year is not a particularly negative outcome for the province. Nova Scotia has fared the current recessionary environment quite well, with only a slight decrease in employment compared to the national scenario. The heavy predominance of public sector employment (including Defence) in Nova Scotia has helped insulate the labour market from large scale deterioration associated with economic downturns. However, this dependence also presents a risk over the forecast period. The tightening of governmental spending at all levels in the wake of increased public indebtedness will present a challenge to maintaining or growing economic activity in the province, and will limit labour market growth. However, improvements in the global economic environment, particularly an anticipated recovery in the US, should provide a general stimulant to the provincial economy that will support modest job growth.

As in the last COPS forecast, Services, rather than Goods production, will drive employment growth in the province.

Perhaps the most predominant aspect of this forecast is the continued emergence of Health services as a key component of employment growth, given increased demands by an aging population.

Employment is expected to be robust for Retail Trade also in the province, although many of these jobs will not be full time work. Employment is also expected to continue to increase for Computer Systems Design services in response to technological change.

**Industrial Employment Growth  
Nova Scotia 2010-2015**



Although Services will provide much of the job growth in the province, there are certain aspects of Goods production that will expand employment over the forecast period. Notable examples are Other Transportation Manufacturing (including shipbuilding), and Rubber, Plastics and Chemicals Manufacturing (including tires and composite material production).

NS Industrial Outlook Largest Decreases 2010 - 2015	5 Yr Change
--	----------------

Construction	-1500
Educational Services	-700
Public Administration	-400
Food & Beverage Mfg	-200
Oil and Gas Extraction	-200

The Construction industry is expected to shed jobs over the next five years due to weak housing markets and a decline in major project activity. Weakness is also expected in Educational services employment, as enrollment continues to fall in the primary and secondary system in response to declines in the youth population and constraint in educational budgets. Public funding constraints are expected to contribute to employment declines in Public Administration.

## Health Employment continues to grow

Employment in Health Services will contribute the most to employment growth over the next five years, increasing by 3,700 or just over 5 percent. The predominance of Health Services in generating jobs in the province has been a consistent theme in more recent COPS forecasts.

The increase in employment in Health reflects increasing demand for health services as the population ages. In particular, an aging population is expected to increase demand for Nursing and Residential Care Facilities, a sector which represents an increasing share of overall health employment in the province.

## Retail Trade employment expands

Retail Trade is expected to contribute significantly to employment gains in the province, increasing 1,700 or 2.6 percent. This is on par with last year's COPS forecast. The increase reflects a continued recovery in consumer demand as the economy improves over the forecast period.

Growth in employment in Retail Trade is expected to be comprised of an above average share of part time work. Currently, almost one third of employment in Retail Trade is part time compared to 20 percent for all employees.

## Other Transportation employment increases

Although Services are expected to contribute the greatest amount to employment growth, the outlook for several Goods producing sectors is positive.

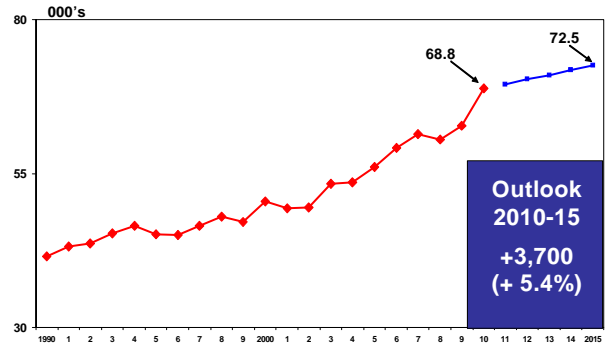
One sector of note which will contribute to job growth is Other Transportation Equipment Manufacturing, which is primarily Shipbuilding and Repair. Activity is expected to be robust in shipbuilding in the Halifax area as indicated by several recent announcements.

## Computer System & Design employment rises

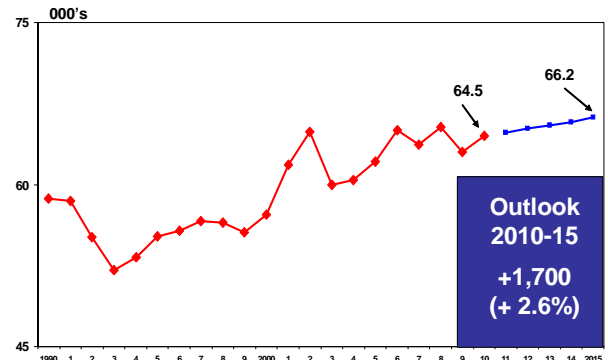
Employment in Computer System & Design is expected to grow in the province, continuing a longer term upward trend. This sector is not large in terms of overall employment, but is notable as it is associated with increased technology and development of knowledge based industries.

Firms in this industry tend to be smaller employers and are engaged in a wide variety of activities, including computer software programming services and computer engineering system services. This sector also includes firms engaged in managing and developing computer systems for the workplace.

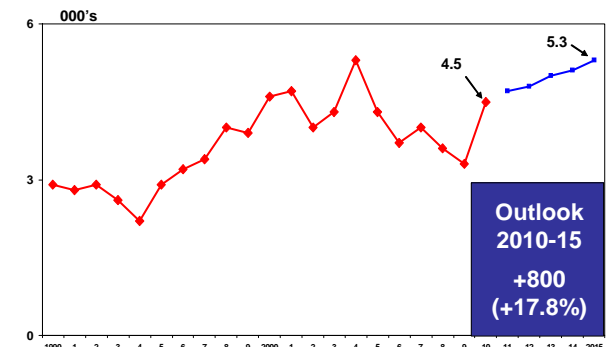
Health Employment  
Nova Scotia 1990-2015



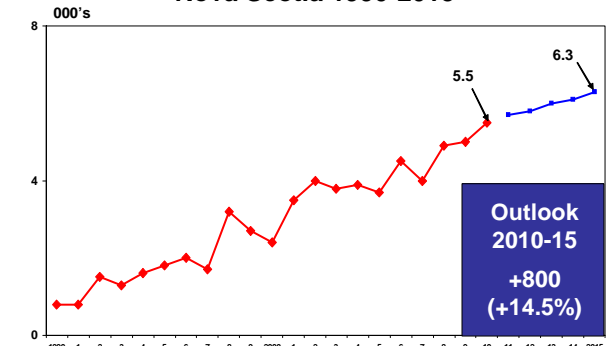
Retail Trade Employment  
Nova Scotia 1990-2015



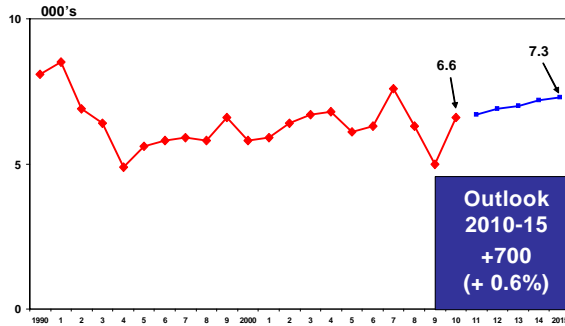
Other Transportation Equipment Mfg  
Nova Scotia 1990-2015



Computer System Design Services  
Nova Scotia 1990-2015



### Rubber, Plastic & Chemicals Nova Scotia 1990-2015

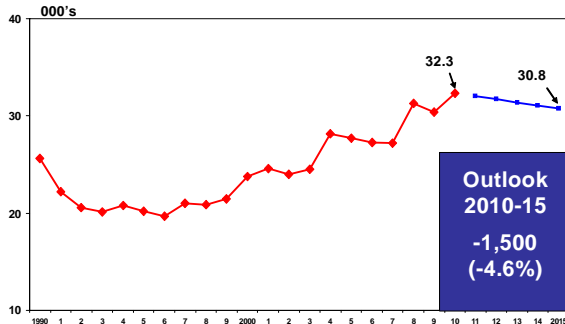


### Rubber and Plastics employment expands

Another Goods sector that is expected to grow over the forecast period is Rubber and Plastics, which includes firms producing tires, composite plastic for aeronautic use and a variety of other products. This sector is expected to increase by 700, or 10.6 percent over 2010-2015 period.

Employment in this sector is anticipated to recover as economic conditions improve, particularly a rebound in the US economy which provides a large market for these products.

### Construction Employment Nova Scotia 1990-2015

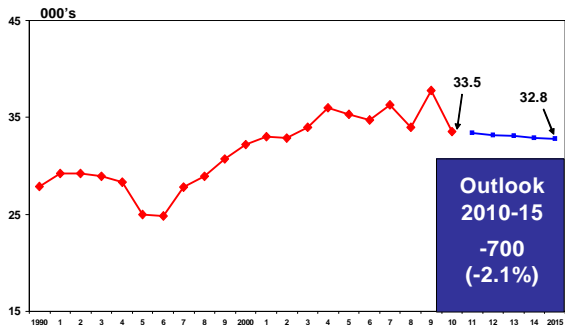


### Construction employment falls

Employment in Construction is expected to fall over the forecast period, declining by 1,500 or 4.6 percent. This outlook for employment in Construction has become more pessimistic since the last COPS forecast.

The expected drop in construction employment reflects anticipated weakness in the housing sector in the province, as well as a decrease in the number of larger scale construction projects.

### Education Employment Nova Scotia 1990-2015

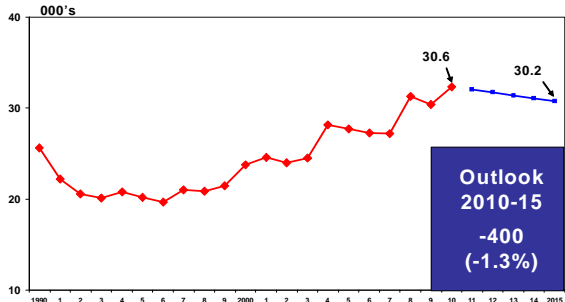


### Education employment decreases

Employment in Education in the province is expected to decline over the forecast period, decreasing by 700 or 2.1 percent.

Employment in Education is expected to decline as enrollment in the primary and secondary school system falls and in response to tightening public budgets. This is expected to be offset to a degree by continued demands for Educational services by adults as the labour market continues to undergo change, including increased demands for higher skills in the workplace.

### Public Administration Employment Nova Scotia 1990-2015



### Public Administration employment drops

Employment in Public Administration is expected to decline over the forecast period, falling by 400 or 1.3 percent.

The decline in public administration employment reflects tightening public budgets at all levels of government as they attempt to address fiscal imbalances.

Coming Soon ... **Nova Scotia Labour  
Market Outlook  
2010 - 2015 Edition**

*An examination of the broad  
trends in the Nova Scotia  
labour market.*

Nova Scotia Industrial Outlook Industry Group	Emp in 2009	Forecast			
		Emp in 2010	Emp in 2015	Emp. Growth	Emp. Growth %
1. Agriculture	6,700	6,100	6,000	-100	-1.7%
2. Forestry and Logging with support activities	2,200	2,600	2,600	0	0.0%
3. Fishing, Hunting and Trapping	6,500	6,800	6,800	0	0.0%
4. Oil and Gas Extraction	800	1,000	800	-200	-20.3%
5. Mining (except Oil and Gas)	1,600	700	800	100	14.3%
6. Support Activities for Mining and Oil and Gas Extraction	1,600	1,000	900	-100	-10.4%
7. Utilities	3,100	4,100	4,400	300	7.3%
8. Construction	30,400	32,300	30,800	-1,500	-4.6%
9. Food and Beverage Products	8,700	8,200	8,000	-200	-2.4%
10. Wood Product Manufacturing	3,000	1,600	1,500	-100	-6.3%
11. Paper Manufacturing	2,200	2,400	2,400	0	0.0%
12. Printing and Related Support Activities	1,400	1,300	1,300	0	0.0%
13. Rubber, Plastics and Chemicals	5,000	6,600	7,300	700	10.6%
14. Manufactured Mineral Products	1,700	1,500	1,600	100	6.7%
15. Metal Fabrication and Machinery (excluding electrical)	3,300	2,500	2,700	200	8.0%
16. Computer, Electronic and Electrical Products	1,600	1,600	2,000	400	25.0%
17. Motor Vehicle, Body, Trailer & Parts Manufacturing	300	200	300	100	50.0%
18. Other Transportation Equipment Manufacturing	3,300	4,500	5,300	800	17.8%
19. Other Manufacturing	3,500	3,100	3,200	100	3.2%
20. Wholesale Trade	13,600	11,700	12,100	400	3.4%
21. Retail Trade	63,000	64,500	66,200	1,700	2.6%
22. Transportation and Warehousing	20,600	18,100	18,300	200	1.1%
23. Finance, Insurance, Real Estate and Leasing	23,300	24,300	24,600	300	1.2%
24. Professional Business Services	11,700	11,900	12,300	400	3.4%
25. Computer System Design Services	5,000	5,500	6,300	800	14.5%
26. Other Professional Services	5,900	6,200	6,500	300	4.8%
27. Management, Administrative and Other Support	23,400	23,600	23,800	200	0.8%
28. Educational Services	37,800	33,500	32,800	-700	-2.1%
29. Health Care and Social Assistance	62,800	68,800	72,500	3,700	5.4%
30. Information, culture and recreation	18,300	19,500	19,800	300	1.5%
31. Accommodation and food services	29,300	28,500	28,900	400	1.4%
32. Other services	19,500	18,600	18,900	300	1.6%
33. Public administration	32,000	30,600	30,200	-400	-1.3%
<b>Goods (Industries 1-19)</b>	<b>86,700</b>	<b>88,100</b>	<b>88,700</b>	<b>600</b>	<b>0.7%</b>
<b>Services (Industries 20-33)</b>	<b>366,100</b>	<b>365,300</b>	<b>373,200</b>	<b>7,900</b>	<b>2.2%</b>
<b>Total, All Industries</b>	<b>452,800</b>	<b>453,400</b>	<b>461,900</b>	<b>8,500</b>	<b>1.9%</b>



**For More Detailed information**

Readers interested in a more detailed industrial outlook or information regarding other publications should contact the authors.

**Information is also available on our websites:**

[www.servicecanada.gc.ca](http://www.servicecanada.gc.ca)

[www.novascotiacaareeroptions.ca](http://www.novascotiacaareeroptions.ca)



The Canadian Occupational Projection System (COPS) is a national federal/provincial forecasting system. The lead federal and provincial departments for Nova Scotia are as follows:



Labour and Advanced Education

**For More Information Please Contact...**

**Randy Jewers**

Service Canada  
126 Cromarty Drive  
Dartmouth, Nova Scotia  
B2Y 4B9

Ph: (902) 426-5988

Fax: (902) 426-1840

Email: [randy.jewers@servicecanada.gc.ca](mailto:randy.jewers@servicecanada.gc.ca)

**Jeremy Neily**

NS Dept. of Labour & Advanced Education  
P.O. Box 578, 2021 Brunswick St.,  
Halifax, Nova Scotia  
B3J 2S9

Ph: (902) 424-6637

Fax: (902) 424-0651

Email: [neilyjh@gov.ns.ca](mailto:neilyjh@gov.ns.ca)